



RoHS TEST REPORT

For

LED HIGHBAY

Model No.: VT-9156, VT-9106, VT-9053

Applicant : V-TAC EXPORTS LIMITED

ROOM NO.301, KAM ON BUILDING 176A QUEENS ROAD CENTRAL,
CENTRAL, HONGKONG

Manufacturer : V-TAC EXPORTS LIMITED

ROOM NO.301, KAM ON BUILDING 176A QUEENS ROAD CENTRAL,
CENTRAL, HONGKONG

Issued By : Global-Standard Testing Service Co., Ltd.

Room 1911-1914, Noble Plaza, Qian Jin 1st Road, Bao An district, Shenzhen,
Guangdong, China

Tel : +86 755 33863599

Email : market@gstslab.com

Report Number : J00.06.0010R

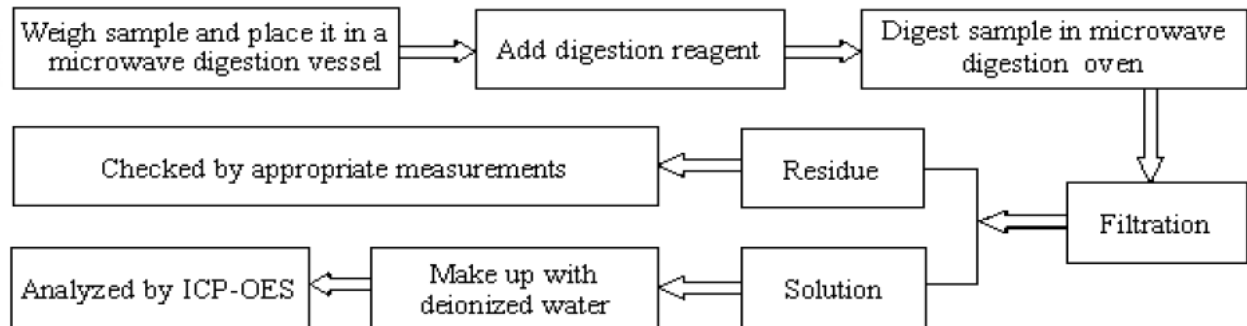
Issued Date : January 17, 2017

Date of Report : January 17, 2017

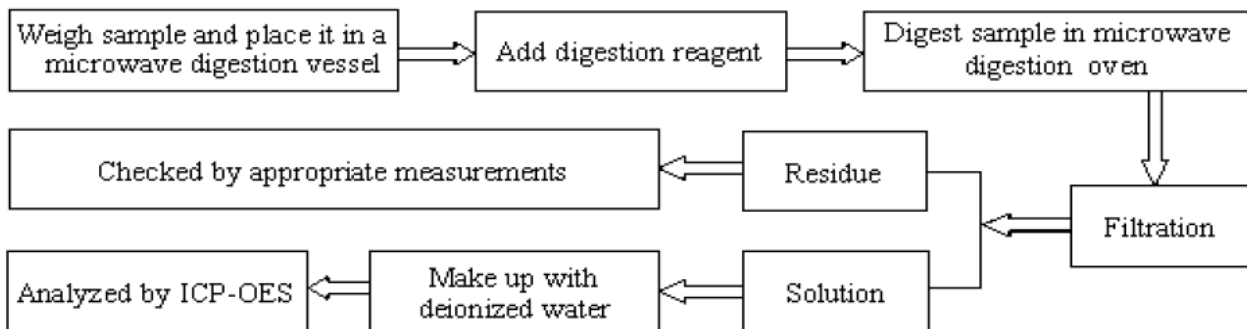
Note:

1. The test data and result is based on the tested sample only.
2. Please verify information in the report on GST web: www.gstslab.com through report number.
3. All rights reserve, the pirate edition investigates necessarily! This report shall not be reproduced unless under the authority of Global-Standard Testing Service Co., Ltd.

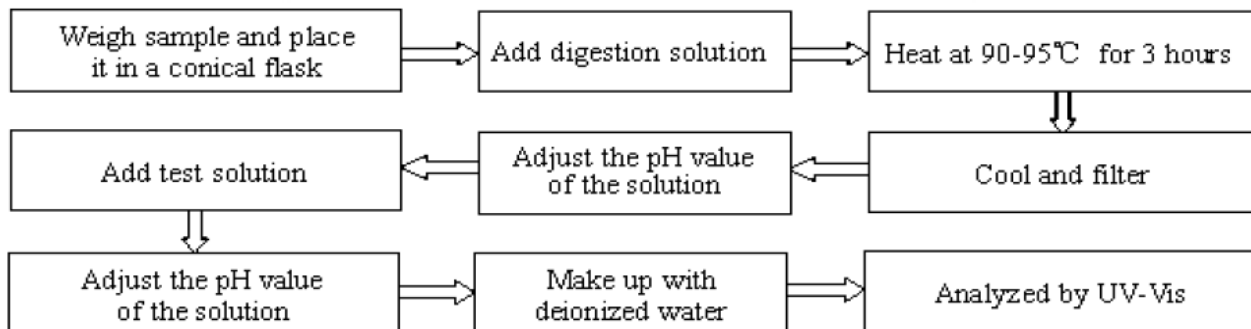
1. Lead(Pb), Cadmium(Cd)



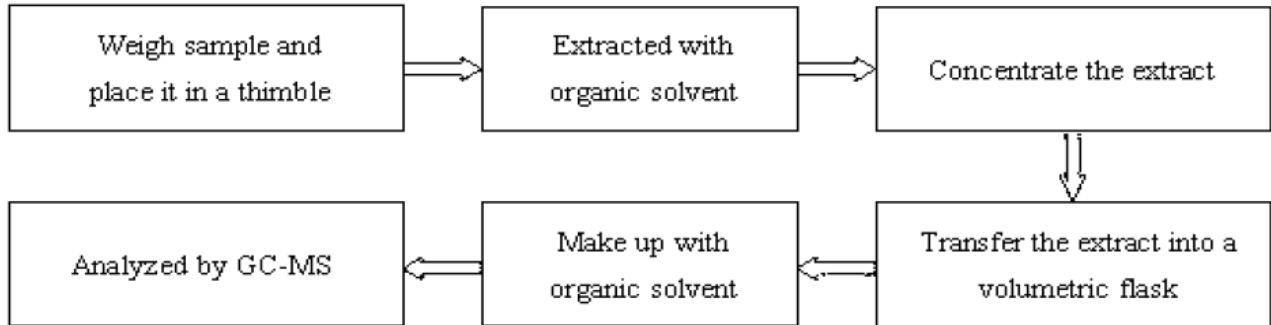
2. Mercury(Hg)



3. Hexavalent Chromium (Cr(VI))



**4. Polybrominated Biphenyls (PBBs), Polybrominated Diphenyl Ethers(PBDEs) ,
HBCDD, DBP, DEHP, BBP**



Method Detection Limit (MDL) in wet chemical test

Test Items	Pb	Cd	Hg	PBBs & PBDEs
Unit	mg/kg	mg/kg	mg/kg	mg/kg
MDL	2	2	2	2

Result	:	Pass
Conclusion	:	An independent evaluation on the above-mentioned product(s) has been conducted pursuant to 2011/65/EU of the European Parliament and of the Council of 8 June 2011 on the restriction of the use of certain hazardous substances in electrical and electronic equipment, and concluded that the equipment under evaluation met the legislative requirements of this directive.

Reviewed by

 Tim Sun
 Manager
 January 14, 2017

Test Data Summary

SAMPLE NO.	COMPONENTS	Item	Results of EDXRF (P/F/D)	Results of testing(mg/kg)	Chemical testing limit (mg/kg)	Conclusion (P/F)
1	Supply cord	Cd	P	N.D.	<100	P
		Cr	P	N.D.	<1000	P
		Hg	P	N.D.	<1000	P
		Pb	P	N.D.	<1000	P
		PBBs	D	N.D.	<1000	P
		PBDEs	D	N.D.	<1000	P
		HBCDD	D	N.D.	<1000	P
		DEHP	D	N.D.	<1000	P
		DBP	D	N.D.	<1000	P
		BBP	D	N.D.	<1000	P
2	Label	Cd	P	N.D.	<100	P
		Cr	P	N.D.	<1000	P
		Hg	P	N.D.	<1000	P
		Pb	P	N.D.	<1000	P
		PBBs	D	N.D.	<1000	P
		PBDEs	D	N.D.	<1000	P
		HBCDD	D	N.D.	<1000	P
		DEHP	D	N.D.	<1000	P
		DBP	D	N.D.	<1000	P
		BBP	D	N.D.	<1000	P
3	Metal enclosure	Cd	P	N.D.	<100	P
		Cr	P	N.D.	<1000	P
		Hg	P	N.D.	<1000	P
		Pb	P	N.D.	<1000	P
		PBBs	D	N.D.	<1000	P
		PBDEs	D	N.D.	<1000	P
		HBCDD	D	N.D.	<1000	P
		DEHP	D	N.D.	<1000	P
		DBP	D	N.D.	<1000	P
		BBP	D	N.D.	<1000	P
4	Transparent cover	Cd	P	/	<100	N.A.
		Cr	P	/	<1000	N.A.
		Hg	P	/	<1000	N.A.
		Pb	P	/	<1000	N.A.
		PBBs	D	N.D.	<1000	P
		PBDEs	D	N.D.	<1000	P
		HBCDD	D	N.D.	<1000	P
		DEHP	D	N.D.	<1000	P
		DBP	D	N.D.	<1000	P
		BBP	D	N.D.	<1000	P

SAMPLE NO.	COMPONENTS	Item	Results of EDXRF (P/F/D)	Results of testing(mg/kg)	Chemical testing limit (mg/kg)	Conclusion (P/F)
5	Screws	Cd	P	N.D.	<100	P
		Cr	P	N.D.	<1000	P
		Hg	P	N.D.	<1000	P
		Pb	P	N.D.	<1000	P
		PBBs	D	/	<1000	N.A.
		PBDEs	D	/	<1000	N.A.
		HBCDD	D	/	<1000	N.A.
		DEHP	D	/	<1000	N.A.
		DBP	D	/	<1000	N.A.
		BBP	D	/	<1000	N.A.
6	Rings	Cd	P	N.D.	<100	P
		Cr	P	N.D.	<1000	P
		Hg	P	N.D.	<1000	P
		Pb	P	N.D.	<1000	P
		PBBs	D	N.D.	<1000	P
		PBDEs	D	N.D.	<1000	P
		HBCDD	D	N.D.	<1000	P
		DEHP	D	N.D.	<1000	P
		DBP	D	N.D.	<1000	P
		BBP	D	N.D.	<1000	P
7	LED	Cd	P	N.D.	<100	P
		Cr	P	N.D.	<1000	P
		Hg	P	N.D.	<1000	P
		Pb	P	N.D.	<1000	P
		PBBs	D	N.D.	<1000	P
		PBDEs	D	N.D.	<1000	P
		HBCDD	D	N.D.	<1000	P
		DEHP	D	N.D.	<1000	P
		DBP	D	N.D.	<1000	P
		BBP	D	N.D.	<1000	P
8	LED PCB	Cd	P	N.D.	<100	P
		Cr	P	N.D.	<1000	P
		Hg	P	N.D.	<1000	P
		Pb	P	N.D.	<1000	P
		PBBs	D	N.D.	<1000	P
		PBDEs	D	N.D.	<1000	P
		HBCDD	D	N.D.	<1000	P
		DEHP	D	N.D.	<1000	P
		DBP	D	N.D.	<1000	P
		BBP	D	N.D.	<1000	P

SAMP LE NO.	COMPONENTS	Item	Results of EDXRF (P/F/D)	Results of testing(mg/kg)	Chemical testing limit (mg/kg)	Conclusio n (P/F)
9	heat transfer oils	Cd	P	N.D.	<100	P
		Cr	P	N.D.	<1000	P
		Hg	P	N.D.	<1000	P
		Pb	P	N.D.	<1000	P
		PBBs	D	N.D.	<1000	P
		PBDEs	D	N.D.	<1000	P
		HBCDD	D	N.D.	<1000	P
		DEHP	D	N.D.	<1000	P
		DBP	D	N.D.	<1000	P
		BBP	D	N.D.	<1000	P
10	Connector	Cd	P	N.D.	<100	P
		Cr	P	N.D.	<1000	P
		Hg	P	N.D.	<1000	P
		Pb	P	N.D.	<1000	P
		PBBs	D	N.D.	<1000	P
		PBDEs	D	N.D.	<1000	P
		HBCDD	D	N.D.	<1000	P
		DEHP	D	N.D.	<1000	P
		DBP	D	N.D.	<1000	P
		BBP	D	N.D.	<1000	P
11	Glue	Cd	P	N.D.	<100	P
		Cr	P	N.D.	<1000	P
		Hg	P	N.D.	<1000	P
		Pb	P	N.D.	<1000	P
		PBBs	D	N.D.	<1000	P
		PBDEs	D	N.D.	<1000	P
		HBCDD	D	N.D.	<1000	P
		DEHP	D	N.D.	<1000	P
		DBP	D	N.D.	<1000	P
		BBP	D	N.D.	<1000	P
12	Fuse	Cd	P	N.D.	<100	P
		Cr	P	N.D.	<1000	P
		Hg	P	N.D.	<1000	P
		Pb	P	N.D.	<1000	P
		PBBs	D	N.D.	<1000	P
		PBDEs	D	N.D.	<1000	P
		HBCDD	D	N.D.	<1000	P
		DEHP	D	N.D.	<1000	P
		DBP	D	N.D.	<1000	P
		BBP	D	N.D.	<1000	P

SAMP LE NO.	COMPONENTS	Item	Results of EDXRF (P/F/D)	Results of testing(mg/kg)	Chemical testing limit (mg/kg)	Conclusio n (P/F)
13	Capacitors	Cd	P	N.D.	<100	P
		Cr	P	N.D.	<1000	P
		Hg	P	N.D.	<1000	P
		Pb	P	N.D.	<1000	P
		PBBs	D	N.D.	<1000	P
		PBDEs	D	N.D.	<1000	P
		HBCDD	D	N.D.	<1000	P
		DEHP	D	N.D.	<1000	P
		DBP	D	N.D.	<1000	P
14	Resistors	Cd	P	N.D.	<100	P
		Cr	P	N.D.	<1000	P
		Hg	P	N.D.	<1000	P
		Pb	P	N.D.	<1000	P
		PBBs	D	N.D.	<1000	P
		PBDEs	D	N.D.	<1000	P
		HBCDD	D	N.D.	<1000	P
		DEHP	D	N.D.	<1000	P
		DBP	D	N.D.	<1000	P
15	Rectifier	Cd	P	N.D.	<100	P
		Cr	P	N.D.	<1000	P
		Hg	P	N.D.	<1000	P
		Pb	P	N.D.	<1000	P
		PBBs	D	N.D.	<1000	P
		PBDEs	D	N.D.	<1000	P
		HBCDD	D	N.D.	<1000	P
		DEHP	D	N.D.	<1000	P
		DBP	D	N.D.	<1000	P
16	Varistor	Cd	P	N.D.	<100	P
		Cr	P	N.D.	<1000	P
		Hg	P	N.D.	<1000	P
		Pb	P	N.D.	<1000	P
		PBBs	D	N.D.	<1000	P
		PBDEs	D	N.D.	<1000	P
		HBCDD	D	N.D.	<1000	P
		DEHP	D	N.D.	<1000	P
		DBP	D	N.D.	<1000	P
BBP	D	N.D.	<1000	P		

SAMPLE NO.	COMPONENTS	Item	Results of EDXRF (P/F/D)	Results of testing(mg/kg)	Chemical testing limit (mg/kg)	Conclusion (P/F)
17	Soldering tin	Cd	P	N.D.	< 100	P
		Cr	P	N.D.	< 1000	P
		Hg	P	N.D.	< 1000	P
		Pb	P	N.D.	< 1000	P
		PBBs	D	/	< 1000	N.A.
		PBDEs	D	/	< 1000	N.A.
		HBCDD	D	/	< 1000	N.A.
		DEHP	D	/	< 1000	N.A.
		DBP	D	/	< 1000	N.A.
		BBP	D	/	< 1000	N.A.
18	IC	Cd	P	N.D.	< 100	P
		Cr	P	N.D.	< 1000	P
		Hg	P	N.D.	< 1000	P
		Pb	P	N.D.	< 1000	P
		PBBs	D	N.D.	< 1000	P
		PBDEs	D	N.D.	< 1000	P
		HBCDD	D	N.D.	< 1000	P
		DEHP	D	N.D.	< 1000	P
		DBP	D	N.D.	< 1000	P
		BBP	D	N.D.	< 1000	P
19	Accessories	Cd	P	N.D.	< 100	P
		Cr	P	N.D.	< 1000	P
		Hg	P	N.D.	< 1000	P
		Pb	P	N.D.	< 1000	P
		PBBs	D	N.D.	< 1000	P
		PBDEs	D	N.D.	< 1000	P
		HBCDD	D	N.D.	< 1000	P
		DEHP	D	N.D.	< 1000	P
		DBP	D	N.D.	< 1000	P
		BBP	D	N.D.	< 1000	P

Note:

(1) N.D. = Not detected (<MDL)

(2) ppm = mg/kg

(3) N.A. = Not Analyzed


(4) Negative = the concentration of Hexavalent Chromium extracted from 50cm² sample is less than the detection limit.


Appendix 1

Photo documentation

<p>Photo 1</p> <p>View:</p> <p><input checked="" type="checkbox"/> Front</p> <p><input type="checkbox"/> Rear</p> <p><input type="checkbox"/> Right side</p> <p><input type="checkbox"/> Left side</p> <p><input type="checkbox"/> Top</p> <p><input type="checkbox"/> Bottom</p> <p><input type="checkbox"/> Internal</p>	
--	---

<p>Photo 2</p> <p>View:</p> <p><input type="checkbox"/> Front</p> <p><input checked="" type="checkbox"/> Rear</p> <p><input type="checkbox"/> Right side</p> <p><input type="checkbox"/> Left side</p> <p><input type="checkbox"/> Top</p> <p><input type="checkbox"/> Bottom</p> <p><input type="checkbox"/> Internal</p>	
--	--

<p>Photo 3</p> <p>View:</p> <p><input type="checkbox"/> Front</p> <p><input type="checkbox"/> Rear</p> <p><input type="checkbox"/> Right side</p> <p><input type="checkbox"/> Left side</p> <p><input type="checkbox"/> Top</p> <p><input type="checkbox"/> Bottom</p> <p><input checked="" type="checkbox"/> Internal</p>	 <p>A photograph showing the internal components of a circular LED light fixture. The fixture is black and has been opened to reveal a white PCB populated with numerous small yellow LEDs. A ruler is placed below the fixture for scale, showing it is approximately 15 cm in diameter. To the right of the main fixture is a separate, clear, circular lens or diffuser component. The background is a solid blue color.</p>
--	--

<p>Photo 2</p> <p>View:</p> <p><input type="checkbox"/> Front</p> <p><input type="checkbox"/> Rear</p> <p><input type="checkbox"/> Right side</p> <p><input type="checkbox"/> Left side</p> <p><input type="checkbox"/> Top</p> <p><input type="checkbox"/> Bottom</p> <p><input checked="" type="checkbox"/> Internal</p>	 <p>A close-up photograph of the internal LED PCB from the fixture. The PCB is white and features a dense array of small yellow LEDs arranged in a circular pattern. In the center, there is a complex electronic circuit board with various components, including capacitors and integrated circuits. A ruler is visible in the top-left corner, indicating the scale of the components. The background is blue.</p>
--	---

--END--